

Electronic Theses & Dissertations System(ETDS) User's Guide



NCCU Library Knowledge Organization Section
March 2025



Precautions before uploading the thesis

1. Please confirm that the content of the thesis is the final version approved by your advisor.
2. Please prepare **three** files.
 - A. [Electronic full-text PDF file](#) → For uploading full-text file.
 - B. [Oral Defense Committee Signature Form](#) → For uploading full-text file.
 - C. [The Word file of the thesis](#) → For the purpose of ETDS file creation.
3. The review results will be notified via email. Please make sure to enter the correct email address.
4. For the [Abstract] and [Table of Contents] fields in the ETDS, please copy the content from the Word file instead of the PDF file to avoid line break issues.
5. For the [References] fields in the ETDS, please copy the bibliography from the Word file to Notepad first, and then copy and paste it from Notepad into the fields to avoid issues with line breaks.

5 Steps

1. Convert Word file to a single PDF file

Please upload the **PDF file converted from Office Word**, or the NCCU watermark may fail to be added.

2. Create Thesis Dissertation Profile · Upload Full-text File & Make Authorization

Login to [ETDS\(http://thesis.lib.nccu.edu.tw\)](http://thesis.lib.nccu.edu.tw), Finish [Step1. Create Thesis Dissertation Profile](#), [Step2. Upload Full-text File](#), [Step3. Make Authorization](#), then submit.

3. Reprint the Authorization Form and download watermarked PDF file


After receiving the National Chengchi University Electronic Thesis/Dissertation Security Setting Notice (the day after the approval date), log in to ETDS to reprint the Authorization Form and download the watermarked full-text PDF.

4. Thesis binding

The [Oral Defense Committee Signature Form](#) and [Authorization Form](#) should be bound after the title page, and the inner pages must have the **NCCU watermark**. Either a hardcover or a paperback is acceptable, but the paperback edition must have a **spine** and a **glossy cover**. You should then make two copies.

5. Complete graduation and departure procedures

Submit **two** copies of the thesis, **the approval notification**, and **the graduation clearance procedure form** to any library circulation desk to complete the school-leaving procedures.



The key to thesis approval

1. Be sure to upload the 'Oral Defense Committee Signature Form'.
2. The thesis title in the full-text PDF should be the same as the title on the 'Oral Defense Committee Signature Form'.
3. The department name on the title (cover) page of the full-text PDF should be the same as the department name on the 'Oral Examination Committee Signature Form'.
4. The date at the bottom of the title (cover) page should be the same as the date of oral examination approval.
5. The graduation academic year and semester should be determined according to the date of oral examination approval.
6. The keywords in the ETDS must match those in your full-text PDF.
7. The chapter page numbers in the table of contents of the full-text PDF must match those in the main text.
8. The page numbers of the table of contents in the ETDS must match those in your full-text PDF.
9. The reference fields in the ETDS must match the bibliography in your PDF.

Contents of Full-text PDF

Title page (necessary)

The dissertation written in a language other than Chinese **must have a Chinese title.** (According to the fourth rule of graduate degree examination rules of Chengchi University)

Acknowledgments

Abstract **with keywords** (necessary)

The dissertation written in a language other than Chinese **must have a Chinese abstract.** (According to the fourth rule of graduate degree examination rules of Chengchi University)

Table of contents (necessary)

Body of the text (necessary)

References (necessary)

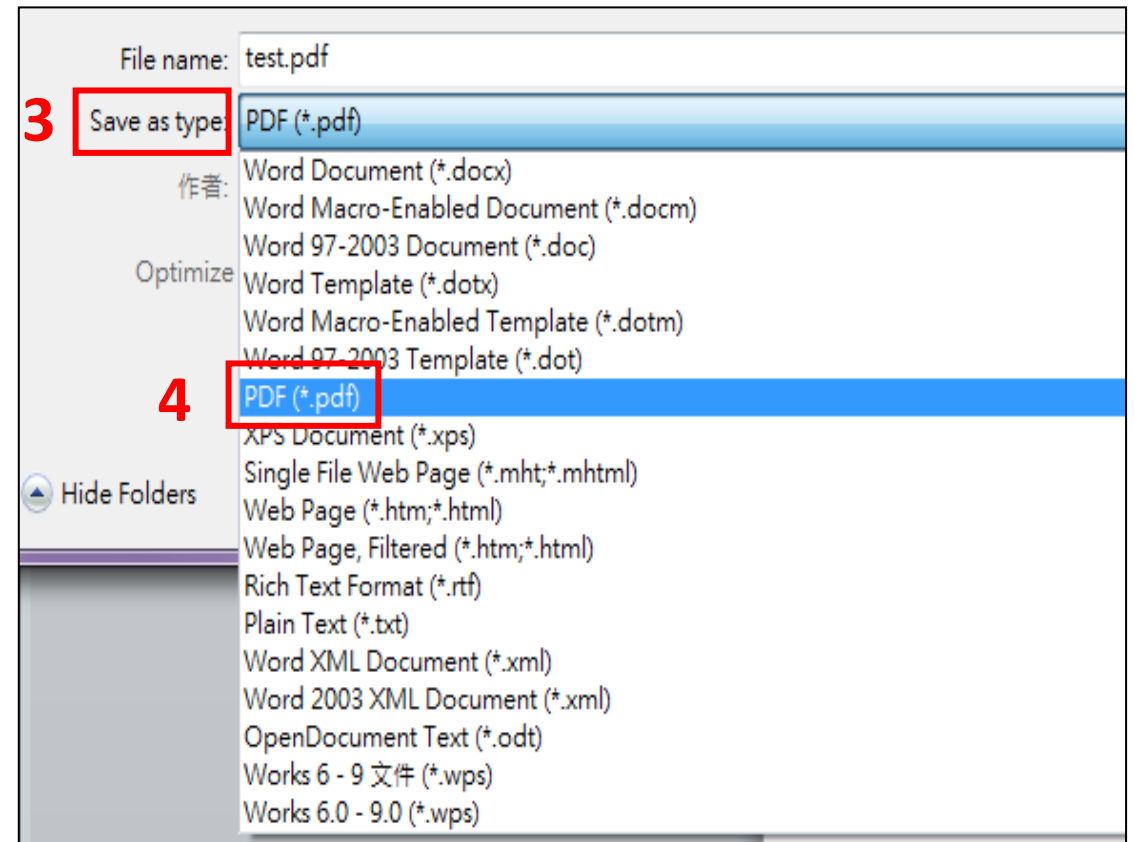
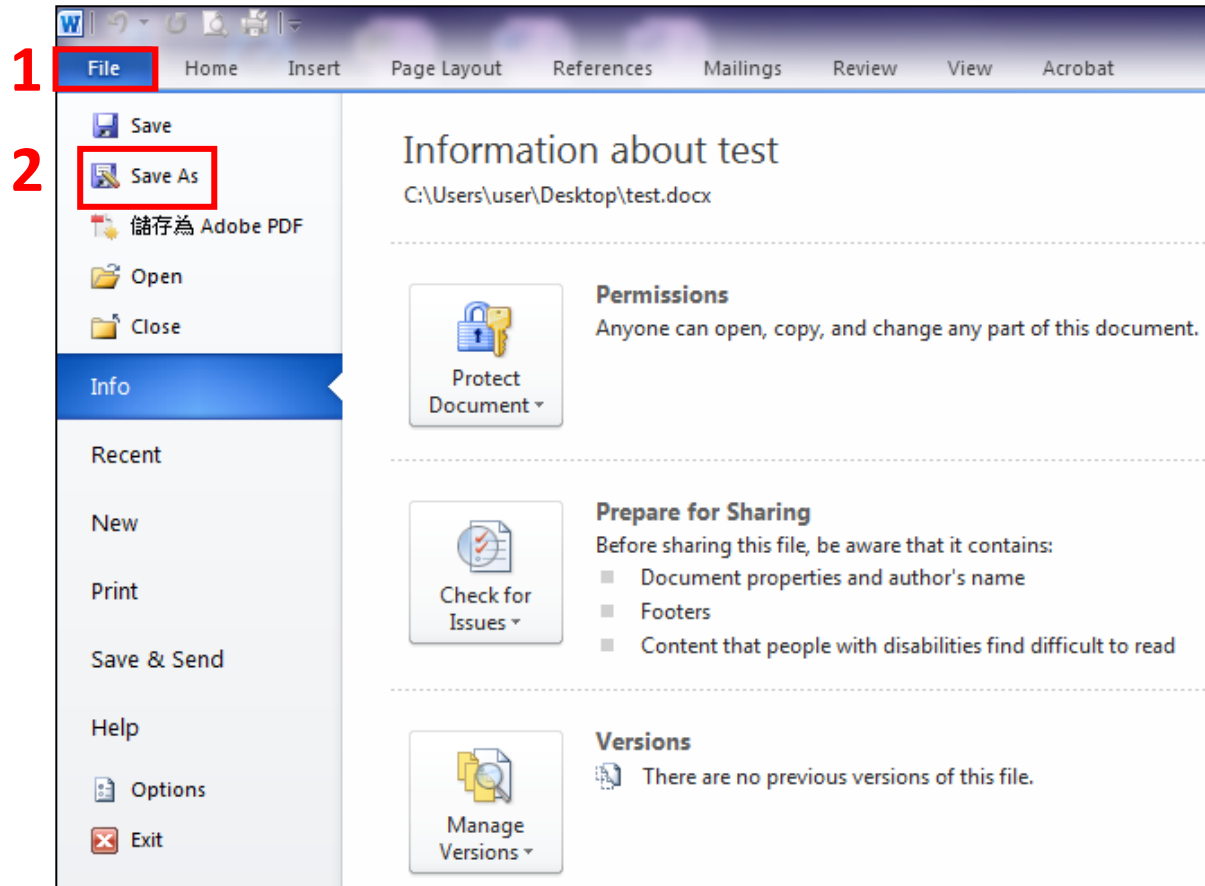
Appendix

1. Convert Word file to a single PDF file

Method 1.

Open the Word can save file as PDF. Please select :

[File](#) → [Save as](#) → [Save as type](#) → [PDF](#)



1. Convert Word file to a single PDF file

Method 2.

Open the Word can save file as PDF directly. Please select :

[File](#) → [Save as Adobe PDF](#) → [Save](#)

The image shows two side-by-side screenshots illustrating the process of saving a Word document as a PDF file.

Left Screenshot (Microsoft Word):

- The **File** tab is selected in the ribbon, highlighted with a red box and the number **1**.
- In the File menu, the **儲存為 Adobe PDF** (Save as Adobe PDF) option is highlighted with a red box and the number **2**.
- The main window shows the document title "Information about test" and the path "C:\Users\user\Desktop\test.docx".

Right Screenshot (Windows Explorer):

- The "另存為 Adobe PDF 檔案為" (Save as Adobe PDF file as) dialog box is open.
- The "File name" field contains "test.pdf".
- The "Save as type" dropdown menu is set to "PDF files (*.pdf)", highlighted with a red box.
- The "Save" button is highlighted with a red box and the number **3**.

Log in to ETDS

NCCU LIBRARIES 政治大學圖書館 National Chengchi University Libraries

Search Library Services Learning & Research Collections

1

Collections

- One Search
- Library Catalog
- UST Unioin Catalog
- Course Reserves
- AV Materials

E-Resources

- E-Resources Gateway - Databases
- E-Resources Gateway - E-Journals
- 2** NCCU eTheses & Dissertations
- Past Exam

NCCU LIBRARIES 國立政治大學 博碩士論文全文影像系統 National Chengchi University Electronic Theses & Dissertations

Basic Search Advanced Search Browse Rankings **3** Upload Papers Filing Instructions Download Area

Account:guest(203.70.68.6) Exit

Upload Thesis/Dissertation

Please enter your Student ID and Library Password

4

Student ID:

Password:

Type the characters you see in the picture below()



[Play sound](#)

Password: Library password
If the login failed, please dial
(02)29393091ext.63222 to verify the
Student ID barcode and the password.

Step.1 Create Thesis Dissertation Profile-Information

Thesis/Dissertation

- Step1. Create Thesis Dissertation Profile
- Step2. Upload Fulltext File
- Step3. Make Authorization
- Step4. Print out Authorization Form
- Step5. Submit
- Submission Instructions

Information Profile Advisor Abstract Table of Contents References

DOI: sys00001

Chinese name

English name

Email Please confirm your e-mail, and you will receive an e-mail approval

Tel

Student number sys00001

National identify card number

Permanent address
Please fill in permanent address. Do not fill in dormitory address.

School National Chengchi University

Institute
(please choose college than institute) department

Please fill in your Chinese name and English name.

Please fill in the correct email address to receive the Notification Letter from the NCCU Library.

Please fill in the correct department name.

Note:

1. Please enter the basic information of your thesis/dissertation.
2. Please ensure that all information matches the full-text PDF file.

Step.1 Create Thesis Dissertation Profile-Profile

Thesis/Dissertation

- Step1. Create Thesis Dissertation Profile
- Step2. Upload Fulltext File
- Step3. Make Authorization
- Step4. Print out Authorization Form
- Step5. Submit
- Submission Instructions

Information **Profile** Advisor Abstract Table of Contents References

System id	G000
Chinese title	論文
English title	Electronics and Information System
Other title	
Graduate year	1010
Semester	second
Personal web	
Degree	Master
Language	eng

The dissertation written in a language other than Chinese **must have a Chinese title.** (According to the fourth rule of graduate degree examination rules of Chengchi University)

Graduate year: According to the date of oral examination approval: (For those who graduate before Aug. 1, fill in the previous year of the 'Republic Era'; for those who graduate on or after Aug. 1, fill in the current year of the 'Republic Era').

Semester: From Aug. 1 to Jan. 31, fill in the first; and from Feb. 1 to July 31, fill in the second.

Please fill in the correct degree.

Step.1 Create Thesis Dissertation Profile-Profile

<u>Publish year</u>	<input type="text" value="2018"/>	the approval year of oral test · format: yyyy, ex: 2018
Oral test date	<input type="text" value="2018/06/06"/>	(format: yyyy/mm/dd)
Page	<input type="text" value="156"/>	Please enter the last page number of your thesis, not the page number of PDF file.
<u>Chinese keyword</u>	<input type="text" value="論文上傳"/> <input type="text" value="系統"/> <input type="text" value="手冊"/> <input type="text"/> <input type="text"/> <input type="text"/>	Please enter one keyword for each field. <p>The dissertation written in a language other than Chinese must have a Chinese abstract. (According to the fourth rule of graduate degree examination rules of Chengchi University)</p>
<u>English keyword</u>	<input type="text" value="Thesis upload"/> <input type="text" value="System"/> <input type="text" value="Guide"/> <input type="text"/> <input type="text"/> <input type="text"/>	Please enter english keywords if pdf file includes english any. <p>The keywords must match those in your full-text PDF.</p> <p>Click to add fields.</p>
Note	<input type="text"/>	

Step.1 Create Thesis Dissertation Profile-Advisor

Thesis/Dissertation

- Step1. Create Thesis Dissertation Profile
- Step2. Upload Fulltext File
- Step3. Make Authorization
- Step4. Print out Authorization Form
- Step5. Submit
- Submission Instructions

Information Profile **Advisor** Abstract Table of Contents References

No. 1

Advisor(chinese name)	<input type="text"/>
	(Do not fill in the title of professor Dr.)
Advisor(english name)	<input type="text"/>
	(Please Fill in First Name Last Name · Ex: Lin, Yu-Wei)

[+Add Advisor](#)

If the space provided is not enough, please click '+Add Advisor' to add new fields.

No. 1

Speaking members	<input type="text"/>
	(Do not fill in the title of professor Dr.)
Speaking members (eng)	<input type="text"/>
	(Please Fill in First Name Last Name · Ex: Lin, Yu-Wei)

[+Add Advisor](#)

Save

Step.1 Create Thesis Dissertation Profile-Abstract

The screenshot displays a web interface for creating a thesis profile. On the left, a sidebar titled 'Thesis/Dissertation' contains a list of steps: 'Step1. Create Thesis Dissertation Profile' (highlighted with a red box), 'Step2. Upload Fulltext File', 'Step3. Make Authorization', 'Step4. Print out Authorization Form', and 'Step5. Submit'. Below these is a 'Submission Instructions' section. The main area has tabs for 'Information', 'Profile', 'Advisor', 'Abstract' (highlighted with a red box), 'Table of Contents', and 'References'. The 'Abstract' tab is divided into two sections: 'Chinese abstract' and 'English abstract'. A yellow callout box in the 'Chinese abstract' section states: 'The dissertation written in a language other than Chinese **must have a Chinese abstract.** (According to the fourth rule of graduate degree examination rules of Chengchi University)'. A blue callout box in the 'English abstract' section states: 'Please enter the English abstract if the PDF file includes it.' Below the 'English abstract' section, there is a blue text prompt: 'Please enter English abstract if PDF file includes it.' and a 'Save' button at the bottom center.

Thesis/Dissertation

- Step1. Create Thesis Dissertation Profile
- Step2. Upload Fulltext File
- Step3. Make Authorization
- Step4. Print out Authorization Form
- Step5. Submit

○ **Submission Instructions**

Information Profile Advisor **Abstract** Table of Contents References

Chinese abstract

The dissertation written in a language other than Chinese **must have a Chinese abstract.** (According to the fourth rule of graduate degree examination rules of Chengchi University)

English abstract

Please enter the English abstract if the PDF file includes it.

Please enter English abstract if PDF file includes it.

Save

Step.1 Create Thesis Dissertation Profile-Table of Contents

◆ Table of contents : please enter the chapter's and the page numbers.

The screenshot shows a web interface with several tabs: Information, Profile, Advisor, Abstract, Table of Contents (highlighted with a red box), and References. The 'Table of Contents' tab is active, displaying a list of chapters and their page numbers. The text in the table is as follows:

Chapter One - Introduction	1
Chapter Two - Literature Review	4
2.1 Culture	4
2.2 Culture Comparison Study	4
2.3 Hofstede Cultural Dimensions	6
2.4 Scores for Mexico and Taiwan	8
2.5 Individualism and Collectivism	10
2.6 Advertising Appeals	12
2.7 Value Paradox	14
2.1 R.Q. 1	15
2.2 R.Q. 2	15
Chapter Three - Methodology	16

Below the table, there is a prompt: "Please enter the chapter's title and page numbers." At the bottom of the form, there is a "Save" button, which is also highlighted with a red box.

A yellow callout box contains the following instructions:

1. The chapter page numbers in the table of contents must match those in the full-text PDF.
2. The chapter page numbers in the table of contents of the PDF file must match those in the main text.

Step.1 Create Thesis Dissertation Profile-References

Step1. Create Thesis Dissertation Profile

Status : Filing data is saved, you can proceed to the next step.

Information Profile Advisor Abstract Table of Contents **References**

Bibliography

1. The bibliographies should match those in the full-text PDF.
2. Please copy the content from the Word file to Notepad first, and then copy and paste it from Notepad into this field to avoid line-break issues.

Save

Upload

Thesis/Dissertation

- Step1. Create Thesis Dissertation Profile
- Step2. Upload Fulltext File
- Step3. Make Authorization
- Step4. Print out Authorization Form
- Step5. Submit

Step.2 Upload Full-text File 01 → Full-text PDF file

Submission process : Create Profile -> **Upload PDF** -> Authorize ->

Step2. Upload Fulltext File

Upload
Thesis/Dissertation
Step1. Create Thesis Dissertation Profile
Step2. Upload Fulltext File

Fulltext

01 this number is assigned automatically. (01 ~ 02... number in this field.

全文檔案編號

↓

國立政治大學博碩士論文全文影像系統 - Internet Explorer

http://59.120.40.122:8008/cgi-bin/g32/stdcdr_nccu.cg

2. Click Browse and select the right file

File upload

File name Full Text This file is required

File No 01 This field is readonly!

國立政治大學博碩士論文全文影像系統 - Internet Explorer

http://59.120.40.122:8008/cgi-bin/g32/stdcdr_nccu.cgi/ccd=a0/QaO/loadfile?r=1335&ri=0&f=13&ti=0&e=&fldid=f0_13_0&init=1

File upload fulltext.pdf **Fulltext File 01**

File name Full Text This file is required

File No 01 This field is readonly!

3. Click Save

Step2. Upload Fulltext File

Fulltext

01 this number is assigned automatically. (01 ~ 02... number in this field

全文檔案編號

↓

4. Click Submit and upload Oral Defense Committee Signature Form

Step.2 Upload Full-text File 02 → Oral Defense Committee Signature Form

Submission process : Create Profile -> **Upload PDF** -> Authorize ->

Step2. Upload Fulltext File

Upload

Thesis/Dissertation

- Step1. Create Thesis Dissertation Profile
- Step2. Upload Fulltext File**

Fulltext

01	Upload	this number is assigned automatically. number in this field.
全文檔案編號	Upload	
	Upload	↓

國立政治大學博碩士論文全文影像系統 - Internet Explorer

http://59.120.40.122:8008/cgi-bin/g32/stdcdr_nccu.cgi/ccd=K_UQZ6/loadfile?r=1335&ri=0&f=13&i=0&e=&fidid=f0_13_0&init=1

File upload **Browse** 2. Click **Browse** and select the right file

File name Full Text This file is required

File No 01 This field is readonly!

Save Close

11. Click **Upload**

國立政治大學博碩士論文全文影像系統 - Google Chrome

thesis.lib.nccu.edu.tw/cgi-bin/g32/gswweb.cgi/ccd=NvE9.r/loadfile?r=1

File upload Signature Form.pdf **Fulltext File 02**

File name Full Text This file is required

File No 02 This field is readonly!

33. Click **Save**

Save Close

Step2. Upload Fulltext File

Fulltext

01	Upload	this number is assigned automatically. number in this field.
全文檔案編號	02	Upload
		Upload ↓

4. Click **Submit** and proceed to the next step

Submit

2. Create Thesis Dissertation Profile · Upload Full-text File & Make Authorization

Update upload file steps :

- Please click the "**Upload**", and enter the "**Update file**" to select new file then "**save**".
- Please **do not** click "Delete Uploaded file".

Step2. Upload Fulltext File

Fulltext

01 **Upload** this number is assigned automatically. (01 number in this field.)

全文檔案編號

Upload

Upload

Submit

國立政治大學博碩士論文全文影像系統 - Internet Explorer

http://59.120.40.122:8008/cgi-bin/g32/stdcdr_nccu.cgi/ccd=a0iQaO/loadfile?r=1335&ri=0&f=13&i=0&e=01&fldid=f0_13_0&init=1

File name Full Text This file is required

File No 01 .pdf This field is readonly! **Update file**

File size : 348.875K

File browse:View Fulltext

Save Delete Uploaded file Close

網頁訊息

Update file notice

確定 取消

國立政治大學博碩士論文全文影像系統 - Internet Explorer

http://59.120.40.122:8008/cgi-bin/g32/stdcdr_nccu.cgi/ccd=a0iQaO/loadfile?r=1335&ri=0&f=13&i=0&e=01&fldid=f0_13_0&updatefile=1

File upload Browse

File name Full Text This file is required

File No 01 .pdf This field is readonly! Update file

File size : 348.875K

File browse:View Fulltext

Save Delete Uploaded file Close

國立政治大學博碩士論文全文影像系統 - Internet Explorer

http://59.120.40.122:8008/cgi-bin/g32/stdcdr_nccu.cgi/ccd=a0iQaO/loadfile?r=1335&ri=0&f=13&i=0&e=01&fldid=f0_13_0&updatefile=1

File upload fulltext.pdf

File name Full Text This file is required

File No 01 .pdf This field is readonly! Update file

File size : 348.875K

File browse:View Fulltext

Save Delete Uploaded file Close

4. Click Browse and select the right file

5

Step.3 Make Authorization-1

◆ The date of National Central Library public access must be after the release date of NCCU public access.

Step3. Make Authorization

[Authorization for Electronic Thesis and Dissertation](#)
[Apply for Postponement of Public Access to Hard Copy Theses and Abstract of NCCU Electronic Thesis & Dissertation](#)

To improve the global visibility of your thesis/dissertation, please agree to authorize your electronic thesis/dissertation for public access.
Would you agree to authorize your electronic thesis/dissertation for public access?

1 · Gratis authorization to National Chengchi University
 Agree, Date of Public Access : Please set the opening date throu Please select v
 Disagree, Reasons to disagree :

2 · Gratis authorization to National Central Library
 Agree, Date of Public Access : Please set the opening date throu Please select v
 Disagree

Notices :
1.Date of off-campus public access must be after the releasing date of NCCU public access.

Upload

Thesis/Dissertation

- Step1. Create Thesis Dissertation Profile
- Step2. Upload Fulltext File
- Step3. Make Authorization**
- Step4. Print out Authorization Form
- Step5. Submit

Submission

Instructions

If you agree, please choose the release date.

Step.3 Make Authorization-2

If you do not need it, please skip and proceed to Step 4.

Step3. Make Authorization

[Authorization for Electronic Thesis and Dissertation](#)
[Apply for Postponement of Public Access to Hard Copy Theses and Abstract of NCCU Electronic Thesis & Dissertation](#)

Would you like to postpone public access to hard copy of your thesis/dissertation and hide the abstract for patent application? If you do not need the application, please skip and proceed to the next step.

I do not need postponement.

Please select the reason for postponement of public access and appropriate opening time, and whether you would like to hide the abstract of NCCU Electronic Thesis & Dissertation.

- Contains information pertaining to the secret.
- Filing for patent registration. Registration number:
- Withheld according to the law. Please specify.

Date of Public Access : Please set the opening date through Please select

Hide the abstract of NCCU Electronic Thesis & Dissertation (If you do not need to hide the abstract, please do not tick.)

Notices :
Please print out the application form and **attach the certification documents** approved by the department. The application form will not be accepted for processing until all information, signatures, and stamps are included. Please hand it in to NCCU library circulation when going through the process for graduation. **If you do not submit the application form as requested, it will be assumed that you do not need to postpone public access.**

Step.4 Print out Authorization Form

It is recommended to print the Authorization Form after the review is approved. You may first check whether the information in the Authorization Form is correct. If there are any errors, please go back to Step 1 to modify the data.

Step4. Print out Authorization Form

National Chengchi University Authorization Form for Thesis and Dissertation Full Text Upload:
Bind with paper copy thesis/dissertation following the title page. Please sign the authorization form in blue ink.

Next

Tips:
Please make sure the information of authorization form is correct before you print out, such as the name of department, graduation academic year, and the title etc.

Step.5 Submit

The library will review it within 1 to 3 working days (Monday to Friday) and notify you of the result via email.

The screenshot shows a web interface for submitting a thesis. On the left is a navigation menu with the following items: 'Upload' (selected), 'Thesis/Dissertation', 'Step1. Create Thesis Dissertation Profile', 'Step2. Upload Fulltext File', 'Step3. Make Authorization', 'Step4. Print out Authorization Form', 'Step5. Submit' (highlighted with a red box), 'Submission', and 'Instructions'. The main content area is titled 'Step5. Submit' and contains two buttons: 'Please save my record' and 'Submit my thesis for review' (highlighted with a red box). Below the buttons is a red warning message: 'A recent paper back trial dates :'. A yellow callout box with a speech bubble shape contains the text: 'Please confirm that all steps completed, and click "Submit my thesis for review".'. Below this is a 'Tips :' section with the text: 'Please confirm that the all steps are completed, and press "Submit my thesis for review".'

2. Create Thesis Dissertation Profile · Upload Full-text File & Make Authorization

Note:

Once you have completed the upload, you cannot change any information that you have submitted. If you want to edit entries or re-upload your full-text PDF, click '**Cancel submit**' to make changes. When you finish, don't forget to click 'Submit my thesis for review' again.

The screenshot shows a web interface for submitting a thesis. On the left is a navigation menu under the heading 'Upload Thesis/Dissertation' with five steps: Step1. Create Thesis Dissertation Profile, Step2. Upload Fulltext File, Step3. Make Authorization, Step4. Print out Authorization Form, and Step5. Submit. The main content area is titled 'Step5. Submit' and displays a red error message: 'Status : Information has been sent audit, we have been unable to carry out data movement!'. Below the message is a button labeled 'Cancel submit', which is highlighted with a red box and a red arrow pointing to it. At the bottom of the main content area, there is a 'Tips' section with two numbered points: 1. You have finished your submission, we will review as soon as possible, and you will receive an e-mail approval notification in two or three working days. 2. If your thesis/dissertation does not pass the review, the system will send a check notice e-mail. Please correct the errors as soon as possible.

Unapproved Notification

If you fail to pass the review, **please revise the errors** listed in the letter and then resubmit it.

【Unapproved】

107年5月31日

Record Number :

Student Name :

Thesis/Dissertation Title :

Department/Institute Name :

To whom it may concern,

Regarding the thesis/dissertation information and full text electronic version you previously uploaded to the system, our personnel in charge of the verification discovered errors in the information provided, and this notification is sent to you to remind you that revisions are required. Revisions are required as follows:

Inconsistency error. Numbers in both "Table of Contents" field of the webpage and PDF file are inconsistent. Please confirm your chapter numbers of webpage are consistent with chapter numbers within full-text PDF file.

Approval Notification

1. After receiving the 'Approval Notification' letter, you will receive another email tomorrow.
2. When completing the clearance procedures, please present this notice or print out the email.

【Approved】

109年7月30日

Record Number :

Student Name :

Thesis/Dissertation Title :

Department/Institute Name :

To Whom it may concern,

Congratulations! The thesis/dissertation bibliographic information and full text file you previously uploaded to the system has been verified and approved.

Tomorrow morning, you will receive another e-mail -- the "National Chengchi University Electronic Thesis/Dissertation Security Setting Notice". When receiving the notice, please login to "NCCU Electronic Thesis/Dissertation System" to download your watermarked and encrypted PDF file, and print it out as your paper thesis/dissertation.

In addition, please print out this notice, and submit it to the Main library or Branch Libraries (Social Science Lib. /Commerce Lib. /Communication Lib.) circulation desk along with two hardback copies of your thesis/dissertation.

Thank you for your cooperation, and congratulations on your graduation. We will take on the responsibility of archiving the materials so that your research fruits will be well-preserved, and provided to following researchers for reference.

3. Print the Authorization Form and download watermarked PDF file

- After receiving the 'Approval Notification' letter, you will receive another email tomorrow. Once you receive the 'National Chengchi University Electronic Thesis/Dissertation Security Setting Notice' letter, you may log in to ETDS to **download your watermarked and encrypted PDF file.**

● **【Security setting notice】 Letter**

【Password Notification】

2019年11月25日

Record Number :

Student Name :

Thesis/Dissertation Title :

Department/Institute Name : 中國文學系

PDF File Change Permissions Password : 4jmq2x

To Whom It May Concern,

The thesis/dissertation full text file you previously uploaded to the NCCU Electronic Thesis/Dissertation System has been watermarked and encrypted.

The change permissions password is shown above. Please keep your password properly.

You can now login to "NCCU Electronic Thesis/Dissertation System" to download your watermarked and encrypted PDF file, and print it out as your paper thesis/dissertation. Thank you for your cooperation, and congratulations on your graduation.

National Chengchi University Library

3. Print the Authorization Form and download watermarked PDF file

- Log in to ETDS to print the authorization form and download your watermarked PDF file.

The screenshot displays the ETDS system interface. On the left, the 'Upload Thesis/Dissertation' section is highlighted with a red box. It contains a login form with fields for 'Student ID' and 'Password', a CAPTCHA image showing the number '25843', and a 'Play sound' button. Below the form are buttons for 'Sign in', 'Print authorization forms', and 'Download watermarked PDF file'. A 'NOTICE' section follows with two instructions regarding login and final version uploads.

On the right, the 'Internet Authorization Form' section is shown. A sidebar menu on the left has 'Print Authorization' highlighted with a red box. Under 'Print Authorization', 'Internet Authorization Form (Download FullText)' is also highlighted. The main content area shows the title 'National Chengchi University Authorization Form for Thesis and Dissertation' (highlighted with a red box), followed by 'Full Text Upload:' (highlighted with a red box). Below this, there is a note about binding with paper copy theses and signing the authorization form in blue ink. At the bottom right, there are fields for '保全加密日期' (2019/11/25 14:02:21) and '全文下載' (電子全文).

3. Print the Authorization Form and download watermarked PDF file

1. The authorization form should be printed on a single page and bound after the title page of the printed thesis.
2. The authorization letter must be signed personally in block letters.

Record No.:G000000

National Chengchi University Authorization Form for Thesis and Dissertation Full Text Upload

(For binding to the following page of a hardcopy thesis/dissertation's title page)

This form attests that the Division of the Department of Graduate Institute of Graduate Institute of Library, Information and Archival Studies at National Chengchi University has received a Master degree thesis/dissertation by the undersigned in the second semester of 113 academic year.

Title:test

Advisor:test

Authorization Details:

1. I hereby Agree Disagree **non-exclusively and gratis authorize National Chengchi University**, to reproduce the above thesis/dissertation full text material by means of digitalization or other techniques, and to store it in a database for users to search, browse, download, transmit and print via single-machine, Internet, wireless Internet or other public methods. National Chengchi University is entitled to reauthorize a third party to reproduce, following the above procedures.
Date of Internet Access:116 / 3 / 15 (yyyy/mm/dd)

Notices:

- 1、Above authorization is non-exclusive, and the author still owns the copyright. The undersigned guarantees that this work is the original work of the undersigned, and is therefore eligible to grant various authorizations according to this letter of authorization, and does not infringe any intellectual property right of any third party. Authors have to bear the legal liability by themselves, in case of copyrights elsewhere are infringed, and the reauthorized third parties are not responsible for any infringing activities.
- 2、According to the resolution of the first Academic Affairs Meeting of the first semester on September 22nd, 2007, once the thesis/dissertation is passed after the officiating examiner's evaluation and sent to the library, it will be considered the library's record, thereby changing or replacing the record is disallowed. For the matter of authorization, once the authorization is granted to the library, any further alteration is disallowed.

Author: test

Signature: : XXX

Print out the Authorization Form and sign here.

Date of signature : XX / XX / XXXX (dd/mm/yyyy)

3. Print the Authorization Form and download your watermarked PDF file

Reminder:

The downloaded file will have **NCCU watermark**, please use this PDF file to make two hardcover or softcover copies.

國立政治大學經濟學系
碩士論文

引入未來想像機制對於個人環保意圖與行為之
影響

Does the future imagination treatment affect people's pro-
environmental intention and behavior?



指導教授：蕭代基 博士

研究生：X X X 撰

中華民國 109 年 08 月

Thesis Binding

- ◆ **The cover must include your department, the full title of your thesis, the advisor's name, your full name, and the oral test year and month.**
- ◆ **On the spine, there should be your department, thesis title, name, and the oral test year and month.**
- ◆ **Binding order :**
Cover -> Title Page -> Authorization Form -> Oral Defense Committee Signature Form -> Abstract -> Table of Contents -> Body of the Text -> References -> Appendix
(The cover page contains the same information as the title page, but the title page has a watermark, while the cover page does not.)
- ◆ **The inner pages must have the NCCU watermark.**
- ◆ **Two hardcover or softcover copies (the cover needs to be glued).**

4. Thesis binding

Cover page

Spine of thesis

Reminder:

1. The cover page does not have a watermark.
2. The paperback must have a spine and a glossy cover.

Oral examination approval year and month

國立政治大學○○○學院○○○學系↵

(Department) (College)(School)↵

↵
碩士論文↵

↵
Master's Thesis↵

↵
↵
論文中文題名↵

↵
Thesis Title↵

↵
↵
↵
Student : ○ ○ ○ ↵

↵
Advisor : Professor ○ ○ ○ ↵

↵
中華民國○○○年○○月↵

↵
Month Year.

○ 國
○ 立
○ 政
○ 治
○ 大
○ 學
○ 學
○ 系

碩士論文

Title

Name

年

月

Departure procedures

Submit two hardcover or softcover copies, along with the email confirmation and the “Application Form for Graduation” from the Graduation Checklist System, to the Library.

1. Print the 'Application Form for Graduation'.
2. Print or present the 'Approval Notification' letter.
3. **Two hardcover or softcover copies (the cover needs to be glued).**
4. **Local :**
 - 1.) Main Library Circulation Desk
 - 2.) Commerce Library
 - 3.) Social Sciences Library
 - 4.) Communication Library
 - 5.) DH Library
5. **Library Hours: Please note the library's opening hours when handling the leaving process.**

If any questions, please contact

NCCU Library Knowledge Organization Section

TEL : 2939-3091 # 62616

E-Mail : thesis@nccu.edu.tw

